


# How to Use Quiz Worx Home Delivery



Quiz Worx exists to share Jesus with kids everywhere. Our usual method of doing this is through performing Biblically faithful, creative and fun live puppet shows. However, due to COVID-19, we are unable to do our live shows. Yet we are excited to present the Good News through **Quiz Worx Home Delivery** - *Bringing Clear Bible Teaching to You*.

Each week Quiz Worx releases a new Kids' Talk video which can be used as part of an online church service or family devotion time. Each kids' talk comes with Activity Sheets, Game/Craft ideas, Discussion Questions and 'Digging Deeper' Family Devotions to help you share Jesus with the kids in your church and family. We pray this will be a blessing and encouragement to many kids, families and churches.

## FOR CHURCHES:

Here are some suggestions for making the most of the 'Quiz Worx Home Delivery' material as part of an online church service:

1. Pray
2. Ensure the kids and parents in your church have access to the activity sheets and discussion questions. Feel free to offer these directly from your church website, attach them to an email to church families, print them out and deliver/post them, or encourage them to sign up themselves at [www.quizworx.com/HomeDelivery](http://www.quizworx.com/HomeDelivery)
3. Play the Kids' Talk video towards the start of your service, either by including in your live or pre-recorded service, or by sending families a link to watch on YouTube.
4. During the sermon/teaching time for the adults, parents can encourage kids to work on the activity sheets, and possibly craft (if they can work on this unsupervised).
5. After the sermon parents can lead a short discussion using the discussion questions provided. Then families can play the suggested games together in their household or with other families online (e.g. via Zoom) and get hands-on with the craft activity.
6. During the week, families can use the 'Digging Deeper' Family Devotions together to explore God's Word further at a time that suits them.
7. See more about permissions for churches here:  
<http://www.quizworx.com/qwhd-permissions/>

# How to Use Quiz Worx Home Delivery



## FOR FAMILIES:

Here are some suggestions for making the most of the 'Quiz Worx Home Delivery' material as a family:

1. Print off the Activity sheets, Game/Craft ideas and Discussion Questions & Family Bible Devotions ahead of time.
2. Pray together.
3. Play the Kids' Talk video – you can stream/download it directly from this google drive or watch it on YouTube link that is e-mailed to you each week.
4. CHOOSE YOUR OWN ADVENTURE: after watching the kids' talk, feel free to continue with any of the additional elements, in an order that works for you and your family.
5. Kids will enjoy the Activity Sheets which include colouring in, mazes, find-a-words and other fun activities. There is one provided for kids ages 2-4, 4-8 and for kids ages 9-12.
6. Parents can use the provided discussion questions to lead a short discussion any time after watching the kids' talk.
7. Playing games together or with other families online (e.g. via Zoom) and getting hands-on with the craft activity can help to reinforce the message of the talk (and should be a lot of fun too).
8. Families may choose to move right into the 'Digging Deeper' Family Devotions during this time or choose other times later in the week to explore God's Word further together (try and find a regular time that works with your family).
9. See more about permissions for families and individuals here:  
<http://www.quizworx.com/qwhd-permissions/>

# Living God's Way




In this 5 week series, Quiz Worx Home Delivery will be re-examining some of Jesus' teaching in his Sermon on the Mount. This memorable teaching block is full of wonderful, visual imagery as Jesus confronts his followers with the incredibly high standards that God expects his people to live by.

From start to finish, Jesus teaches that anyone who follows him will live differently to the people of the world. Our hope is that this series will encourage and equip you and your children to be able to read and understand Jesus' teaching in an even deeper way than ever before. And our hope is that you will want to live God's way.

Each week in our Kids' Talk video, Roz and Scruff will help explain how followers of Jesus can live God's way by exploring a particular aspect of Jesus' teaching. Each Kids' Talk video will have accompanying discussion questions for you to work through with your children.

We have also provided some further 'Digging Deeper' Family Devotions. These will help you and your family discover more of Jesus' teaching on how to live God's way.

# Living God's Way



## Keeping Your Word

### Discussion Questions after 'Keeping Your Word' Kid's Talk Video


In this week's Kids' Talk video, we see Scruff making promises, and Roz reading from the Bible about the importance of keeping your word.

1. Scruff promised to clean up the mess from his party. Did Scruff keep his word?
2. What does Jesus say about making promises? Why do you think he says this?
3. Have there been times when you have made a promise and not kept it? How has that made you feel? How has that made those that you let down feel?
4. How can you make sure that you do what you say?

### Pray

Thank God that he always keeps his promises.

Ask God to help you to always keep your word!



# Digging Deeper

## Family Devotions



### How to use 'Digging Deeper' for the 'Living God's Way' series.

To help you through our 'Living God's Way' series, each week we will provide three devotions. We encourage you to read these passages with those in your household at a time that suits, and use the questions to guide you as you talk about and reflect on how followers of Jesus are to live God's way.

We looked at several different Bible translations when creating these questions. Feel free to use any version as you work through them as a family.

### Memory Verse Challenge

The Memory Verse for our 'Living God's Way' series is from Matthew 5:48. Join Larissa, Emma, and Chrissy to learn these words of Jesus' about how he wants his followers to live! You can find the memory verse video in the 'Living God's Way' folder on the Google Drive or you can watch it at: <https://youtu.be/xHC4K1hUOgU>

### Something to Remember

As we think about how Jesus wants his followers to live, keep asking:

- a) How is the way Jesus wants his followers to act, different to the way the world acts?
- b) The Bible tells us that Jesus lived God's way perfectly. How can we reflect Jesus?

### Devotion 1 – Read Psalm 9: 7-10

This Psalm is written by King David and it is full of praise. Let's see what David praises God for...

1. Try re-writing these verses in your own words. What do we learn about God?
2. Verse 10 tells us that God is faithful, which means that he always keeps his word. How does this make you feel? How has God proved that he is always faithful to his promises (throughout the Bible and in your own life)?
3. Do you trust God? How can you show that you trust God?


### Pray

Thank God that he is faithful – he always keeps his promises!

Thank God that he can be trusted. Ask God to help you to always trust him.



# Digging Deeper



## Family Devotions

### **Devotion 2 – Read Matthew 5:33-37**

Jesus spent a lot of time teaching people how to live God's way. One thing Jesus said people should do when they follow God is to keep their word. Then they will be acting like their Father in Heaven.

1. What does Jesus say we shouldn't do? What does Jesus say we should do?
2. Why is it important to keep our word? How does it make you feel when someone doesn't keep their word?
3. What promises have you made to God? How can you make sure that you keep them?

### **Pray**

Thank God that Jesus shows us the best way to live.

Ask God to help you be faithful to him and to others.

### **Devotion 3 – Read Ephesians 4:23-31**

Paul wrote a lot of letters telling people how to live God's way. In the letter to the Ephesians, Paul tells the believers that they are to live differently to the world now that they follow Christ.

1. Compare and contrast the believer's old way of life and new way of life. How have they been changed? (Hint: see verse 23). Why have they been changed?
2. In verses 25 & 29, Paul talks about their words. What does he say? What is he trying to teach the believers?
3. How can Paul's letter to the Ephesian Church help you to live God's way today?

### **Pray**

Thank God that you are a new creation in Christ.

Say sorry for the times you have hurt God and others with your words and actions.


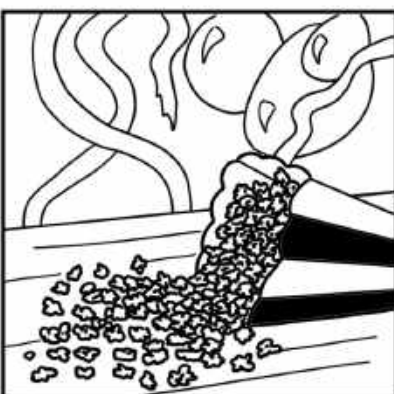


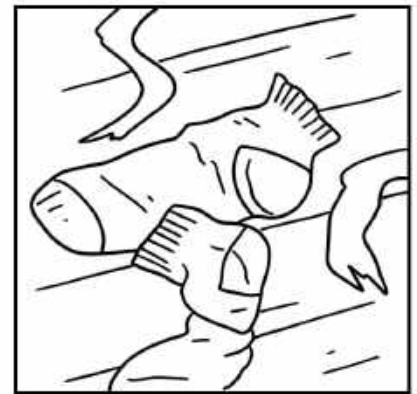

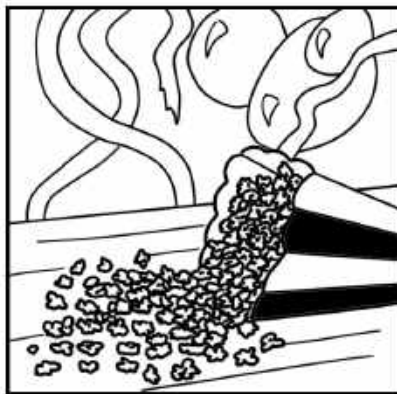
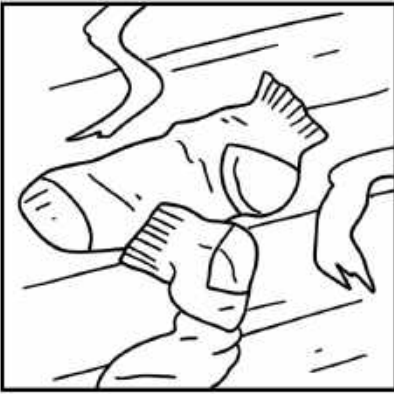
Pray that God will help you, by the power of the Holy Spirit, to live his way, not only by keeping your word, but with your whole life.

Colour in:

If you're living  
God's way,  
mean what  
you say.



When we say we are going to do something, we should do it.  
 Help Scruff clean up by matching all the pairs:





Colour in these kids who are living God's way  
and doing what they said they would do:



**If you're living  
God's way, mean  
what you say.**

When we say we are going to do something, we should do it.

Draw someone living God's way and doing what they said they would do:


Cleaning their room:




Going to bed on time:



Finishing their school work:




Being kind to others:




## Cross Word

In Matthew 5:37 (6)\_\_\_\_\_ said: "When you make a (1)\_\_\_\_\_, say only '(3)\_\_\_\_\_' or '(2)\_\_\_\_\_'." This means if we are living God's way we should be telling the (4 down)\_\_\_\_\_ all the (4 across)\_\_\_\_\_. We should mean what we (5)\_\_\_\_\_.



Help Scruff clean up by matching all the pairs:



Read what Jesus said in Matthew 5:33-37

"You know that our ancestors were told, "Don't use the Lord's name to make a promise unless you are going to keep it." But I tell you not to swear by anything when you make a promise! Heaven is God's throne, so don't swear by heaven. The earth is God's footstool, so don't swear by the earth. Jerusalem is the city of the great king, so don't swear by it. Don't swear by your own head. You cannot make one hair white or black. When you make a promise, say only "Yes" or "No." Anything else comes from the devil."

Write in your own words what you think Jesus meant about how we should live God's way:



# Living God's Way

## Keeping Your Word

### Craft & Game Ideas

#### Craft Ideas

##### 1. Bible Verse Bookmark

Make a bookmark to help you remember how to live God's way by keeping your word! You can use the memory verse and this week's Bible passage.

- When you make a promise, say only "Yes" or "No." (Matthew 5:37)
- You must always act like your father in heaven. (Matthew 5:48)

#### You will need:

- Paper or cardboard
- Pencils/textas/crayons
- Stickers
- A ribbon

#### Instructions:

1. Cut out your paper or cardboard in the shape you want to use.
2. Write the Bible verses on each side of the bookmark.
3. Decorate! Use stickers, draw, and you can even add a ribbon! (see example below)
4. Use your bookmark in your Bible, or give it to someone else.





# Living God's Way

## Keeping Your Word

### Craft & Game Ideas

#### Craft Ideas

##### 2. Yes or No?

Jesus says that people who follow him need to say only "Yes" or "No" when you make a promise (Matthew 5:37). So have a go at making these yes and no signs! (You can use them for the game "Who am I?")

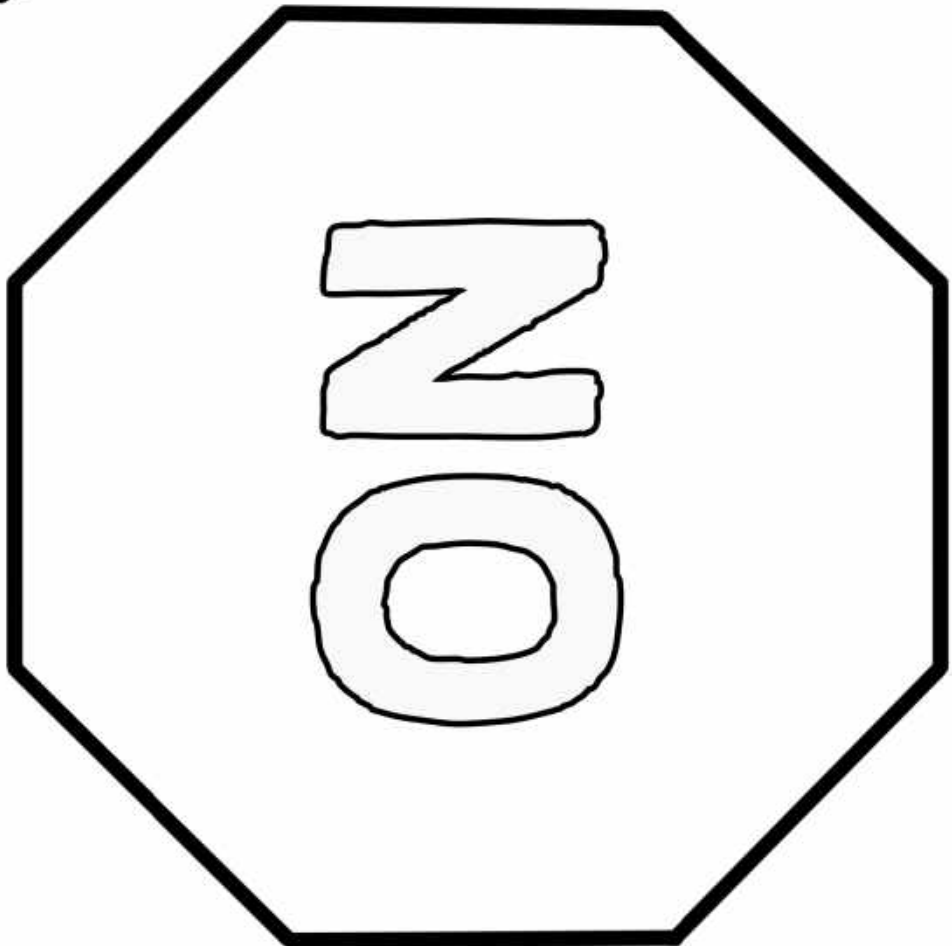

#### You will need:

- Yes and No colouring sheet (see template below)
- Scissors
- Coloured pencils/textas/crayons
- Pop-sticks
- Sticky tape or glue


#### Instructions:

1. Cut out signs.
2. Colour them in! You can make the yes sign green and the no sign red, or use any other colours you like.
3. Use the sticky tape or glue to attach the pop-sticks to the back of the signs.
4. Have a go at playing "Who am I?"





# Living God's Way



## Keeping Your Word

### Craft & Game Ideas

#### Game Ideas

##### 1. Who Am I?

Try to guess the right person! The answer is either Yes or No.

##### You will need:

- Yes and No signs (optional: use template above)

##### Instructions:

1. One person chooses someone to be without telling anyone else (it can be someone from the list or your favourite person from the Bible).
2. Everyone else asks questions to work out who it is (one at a time)
3. The first person answers only yes or no (using the Yes and No signs).
4. When someone gets the right answer, they get to choose someone to be.

##### Suggested Names:

Scruff  
Roz  
King David  
Paul  
Simon Peter

##### 2. Corners

For this game, you need to make a choice and stick with it!

##### You will need:

- The 'Shapes' template (see page below)
- Scissors
- Blue tack (optional)

##### Instructions:

1. Cut out shapes and put one at each corner of the room (you can use blue tack to stick them to the wall).
2. Choose one person to stand in the middle of the room with their eyes closed.
3. The person in the middle of the room counts to ten while everyone else chooses a shape to stand next to.
4. Once they've finished counting, they call out a shape and then open their eyes.
5. If you are in that spot, then you are out! The last person still standing is the winner and gets to be in the middle.

